

The reproduction, distribution and utilization of this document as well as the communication of its contents to others without explicit authorization is prohibited.

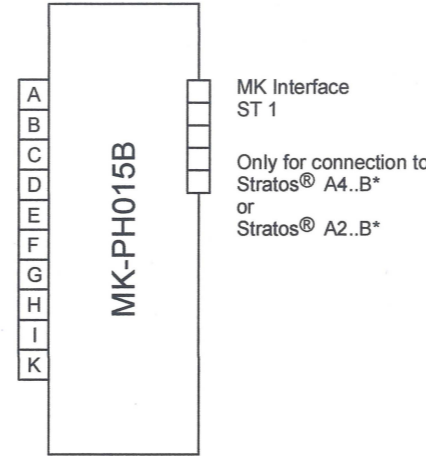
Weitergabe sowie Vervielfältigung dieses Dokuments, Verwertung und Mitteilung seines Inhalts sind verboten, soweit nicht ausdrücklich erlaubt.

### Measuring Module Type MK-PH015B for Stratos® Type A4..B\*, A2..B\*

IECEX, ATEX control drawing 212.002-100  
 FM control drawing 212.002-300  
 CSA control drawing 212.002-330

MK interface	In type of protection intrinsic safety or non-sparking, only for connection to Stratos® A4..B*, A2..B*										
				Ex ic IIC, IIIC Ex nA IIC		Ex ic IIB, IIIB Ex nA IIB		Ex ic IIA, IIIA Ex nA IIA			
	CI I, Div 2, Grp A, B, C & D CI II, III, Div 2, Grp F & G CI I, Zone 2, Grp IIC										
pH/ISM/Temperature/Supply Measuring Loop (Terminals A, B, C, D, E, F, G, H, I, K)	Uo, Voc (V)	Io, Isc (mA)	Po (mW)	Co, Ca (µF)	Lo, La (mH)	Co, Ca (µF)	Lo, La (mH)	Co, Ca (µF)	Lo, La (mH)	Co, Ca (µF)	Lo, La (mH)
	3	6	18	1000	1000	1000	1000	1000	1000	1000	1000
Linear characteristic											

The measuring circuits are galvanically connected  
 Do not mix different Types of Protection



WARNING - SUBSTITUTION OF COMPONENTS MAY IMPAIR INTRINSIC SAFETY  
 WARNING - SUBSTITUTION OF COMPONENTS MAY IMPAIR THE SUITABILITY FOR DIV 2 / ZONE 2  
 WARNING - DO NOT SEPARATE MODULE WHEN ENERGIZED

Notes:

#### IECEX, ATEX, FM, CSA

- When installed in Stratos® Type A4..B\*, A2..B: Intrinsically Safe Equipment connecting to A, B, C, D, E, F, G, H, I, K must be IECEX or ATEX or FM or CSA Approved or be a simple Apparatus.
- Simple Apparatus is defined as a device that does not generates more than 1.5 V, 0.1 A, or 25 mW.

#### FM

- The Intrinsic Safety Entity concept allows the interconnection of FM Approved intrinsically safe devices with entity parameters not specifically examined in combination as a systems when:  
 $U_o$  or  $V_{oc}$  or  $V_t \leq V_{max}$ ,  $I_o$  or  $I_{sc}$  or  $I_t \leq I_{max}$ ,  $P_o \leq P_i$ ,  $C_a$  or  $C_o \geq \Sigma C_i + \Sigma C_{cable}$   
 For inductance use either  $L_a$  or  $L_o \geq \Sigma L_i + \Sigma L_{cable}$  or  $L_e/Re \leq (L_a/R_a \text{ or } L_o/R_o)$  and  $L_i/R_i \leq (L_a/R_a \text{ or } L_o/R_o)$
- Installation should be in accordance with ANSI/ISA RP12.06.01, "Installation of Intrinsically Safe Systems for Hazardous (Classified) Locations" and the National Electrical Code® (ANSI/NFPA 70).
- No revisions to drawing without prior FM Approvals authorisation.

#### CSA

- Installation must be in accordance with Canadian Electrical Code for Hazardous Locations

AVERTISSEMENT - LA SUBSTITUTION DE COMPOSANTS PEUT COMPROMETTRE LA SÉCURITÉ INTRINÈQUE

AVERTISSEMENT - LA SUBSTITUTION DE COMPOSANTS PEUT COMPROMETTRE LA CONFORMITÉ POUR DIV 2 / ZONE 2

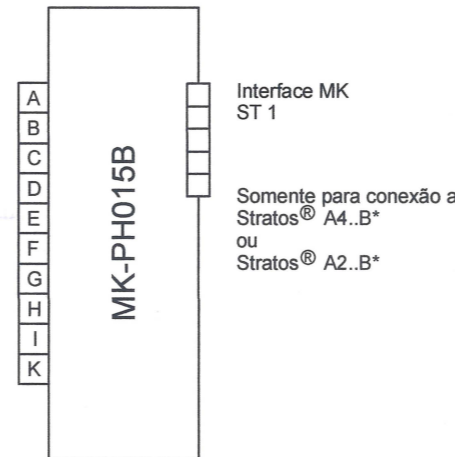
AVERTISSEMENT - NE PAS SÉPARER LE MODULE SOUS TENSION

### Módulo de Medição Tipo MK-PH015B para Stratos® A4..B\*, A2..B\*

Desenho de controle INMETRO 212.002-100

Interface MK	Em tipo de proteção: „segurança intrínseca“, somente para conexão a Stratos® A4..B*, A2..B*										
				Ex ic IIC, IIIC Ex nA IIC		Ex ic IIB, IIIB Ex nA IIB		Ex ic IIA, IIIA Ex nA IIA			
	Característica linear										
Malha de Medição de pH/ISM/Temperatura/Alimentação (Terminais A, B, C, D, E, F, G, H, I, K)	Uo, Voc (V)	Io, Isc (mA)	Po (mW)	Co, Ca (µF)	Lo, La (mH)	Co, Ca (µF)	Lo, La (mH)	Co, Ca (µF)	Lo, La (mH)	Co, Ca (µF)	Lo, La (mH)
	3	6	18	1000	1000	1000	1000	1000	1000	1000	1000

Os circuitos de medição são conectados galvanicamente  
 Não misture diferentes tipos de proteção.



ATENÇÃO - A SUBSTITUIÇÃO DE COMPONENTES PODE PREJUDICAR A SEGURANÇA INTRÍNSECA

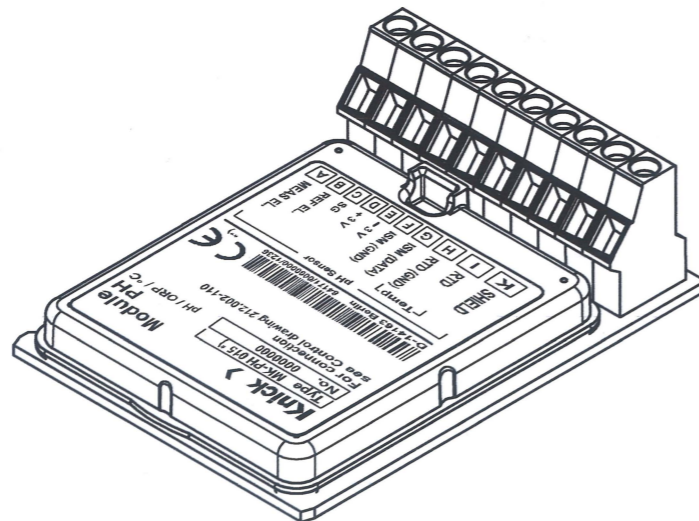
ATENÇÃO - A SUBSTITUIÇÃO DE COMPONENTES PODE PREJUDICAR A APTIDÃO PARA DIV 2 / ZONA 2

ATENÇÃO - NÃO SEPRE O MÓDULO QUANDO ENERGIZADO

Notas:

#### INMETRO

- Quando instalado em Stratos® Tipo A4..B\*, A2..B: O equipamento intrinsecamente seguro conectado a A, B, C, D, E, F, G, H, I, K precisa ter aprovação IECEX ou ATEX ou FM ou CSA ou INMETRO ou ser um Aparelho simples.
- Definição de Aparelho Simples: instrumento que não gera mais que 1,5 V, 0,1 A ou 25 mW.



Verteiler: FUL (2x)			Zul. Abweichungen für Maße ohne Toleranzangabe			Maßstab Halbzeug		
8	ATENÇÃO	13.02.18	dam	Datum	Name	Benennung <b>MK-PH015B Control drawing</b>		
7	Units	24.01.18	dam	Bearb.	28.05.2008	dam	Zeichnungsnummer <b>212.002-110</b>	
6	page1 "X", page2 "B"	08.01.16	dam	Gepr. (KB)	14.02.18	act	Blatt 2	
5	Texts	21.09.15	dam	Freigabe	14.02.18	act	2 Bl.	
4	Texts	04.09.12	dam	Schutzvermerk nach ISO16016 beachten.				
3	INMETRO Texte	06.04.11	dam					
2	Texts	25.08.09	dam					
1	FM u. CSA	23.01.09	dam					
Nr.	Änderungen	Datum	Bearb.	FGL KON	Elektronische Messgeräte GmbH & Co. KG			

